



# Getcha All Fixed Up



**Instructors:** Don't forget to make an Achievory account for each student! [Make your account for the Achievory in English](#) or [Make your Account for the Achievory in Spanish.](#)

**Objective:** By the end of this lesson, your students should have some familiarity with common terminology related to cars and mechanics. They will practice key words for describing car parts and issues.



**Grade Span:** OSY

**Subjects:** ESL, Car Vocabulary

**Why study this?** Knowing basic car parts in English can be a lifesaver when something goes wrong and students have to make the call for help. Knowing the locations of car parts and color words for fluids can help them explain whether it's a radiator or brake fluid leak.

**Teacher Tip:** Build reading, writing, listening, and speaking opportunities into every lesson. OSY students often benefit from being offered reading, writing, listening, and speaking challenges, and work at the equivalent of the last grade level they were in. They may have surpassed this level since then, but it's a good place to start.

**Lesson Intro: Watch This!** Build vocabulary and context with a [read-aloud of](#) *At the Garage*. Spend a day at the garage where busy mechanics repair and restore all kinds of vehicles, including motorcycles, police cruisers, trucks, and cars.



**Lesson:** Start with [The Car lesson](#) from *English in Minutes* Book 5. Have students practice vocabulary and the scenarios.

**Extensions:**

**Listen & See!** Students practice their listening and speaking skills with the interactive Car Parts & Maintenance ([Part One](#) & [Part Two](#) and [Types of Vehicles](#)) picture dictionary. Once they've studied, students can also test their knowledge on the same pages.

## Listen, Read, & Roleplay

Have students listen to auto mechanics and car repairs, answer the questions, and then read along with the audio recording. Choose the most appropriate variation for your students between [Auto Mechanic](#) from Daily ESL or the more advanced [“Car Repairs”](#), [Car Emergency Gear](#), and [Roadside Assistance](#) from Randall’s ESL Cyber Listening Lab. Or do both! Additional exercises are included with each. *Note: They are created by the same person.*



**RANDALL'S  
ESL CYBER LISTENING LAB**

## Car Parts from Axle to Zenut

Play the A-to-Z vocabulary game – a quick and fun vocabulary race. Write A to Z on the board, divide the group into teams and have them race to think of a word that relates to cars that starts with each letter. [Find more instructions here.](#)

## Identify the Leak

Explore 1A Auto’s [chart](#) and learn about leaks as students practice prepositions and sensory words!

**1A AUTO** Your trusted source for auto parts! [www.1aauto.com](http://www.1aauto.com)

### IDENTIFY THE LEAK

FLUID	Fuel	Brae Fluid	Coolant	Transmission	Engine Oil	Power Steering	Windshield Washer
LOCATION	1 Mid Box (Left Side Front)	1	2	3	4	5	6
COLOR	Clear (check for engine oil)	Clear or Yellow to Brown	Green or Yellow (check for coolant)	Pink or Red to Brown	Brown to Black	Pink or Red to Brown	Blue or Green (check for coolant)
FEEL	Thin & watery	Oil (thicker than engine oil)	Slimy	Oil (thinner than engine oil)	Oil (Thick & Jiggery)	Oil (thinner than engine oil)	Thin & watery
SMELL	Gasoline	Fish Oil	Sweet	Petroleum	Cooking Oil	Burnt Marshmallow	Glass Cleaner

## Taboo!

ESL Taboo is a lively crowd-pleaser and it’s perfect for reviewing and reactivating vocabulary, as well as forcing students to speak freely without over-

analyzing their output.



**How to Play:** Make a list of vocabulary items you want to review, five to ten words per student depending on how long you want to play. Write each word on separate small squares of paper. Fold up each square and put them in a large easily accessible container such as a box or a hat.

Put students into groups of four or five and get them to think up team names and write them on the board.

The first group elects a team member who comes to the front of the class where the box of words is.

The player takes a word from the container and tries to describe it to their teammates without saying the word. If

**What’s That Leak Under My Car?**

the word is successfully guessed, then students put it to one side. If not, the word goes back in the hat and the player takes another.

After 90 seconds, sound a buzzer, count how many words were successfully guessed, and mark them up on the board under the team's name.

Continue until every team member has taken a turn (or two) in the describing role. Find full instructions and a picture variation [at ESLGames.com](http://ESLGames.com).



**Keep it going!** Build on this lesson with additional resources, such as:


**Getting the Right Answers:** When searching for car information online how do we know what's real and what's hype? Have students practice

reading, and writing as they complete the Achievery Lessons [How Does Search Work?](#) (Gr 4-5) And [Navigating Online Information](#) (Gr 4-8). In these activities, students discover how search works and how they can find the best results. *These lessons can be done independently or with teacher support.*



Expand on this with the Achievery's [Avoiding Online Scams](#) (Gr 7), [Analyzing Online Information](#) (Gr8), and [Don't Get Duped](#) (Gr 7-8). With so much information online, it is easy for anyone to get duped! In these lessons, students learn how to avoid falling for "clickbait" that might lead to dubious content. They will also learn how new technologies make it easier than ever for photos and videos to be altered and how you can spot them.

**Practicing Advanced Terms:** Cars can be tricky—some take synthetic oil; some take premium gas; and some have stick shifts. With all these advanced terms, students will need to practice!



One of the easiest ways to practice car parts in English is by looking at the car manual (the book that explains how the car works).

Best of all, many car manuals are in multiple languages. They can study the manual in English using the text in their native language as a reference.

If it's not in the glovebox? Many car companies provide downloadable owner's manuals for free on their websites. PDF files that can be viewed online or saved to your computer or other device are available from almost every car company, and some automakers also host searchable web manuals.

**Exploring Careers:** What does it take to be an auto tech? Have students explore the Achievery's [All About Being an Auto Tech](#). If they like cars and engines, being in the automotive technician industry might be for them. In this lesson, they'll learn all about all the paths they can take

working on different kinds of vehicles. Then they'll use the new facts they've learned to advise someone who might be a great fit for this kind of path.